




Ejercicio del Presupuesto	Egresos Aprobado	Ampliaciones / (Reducciones)	Egresos Modificado	Egresos Comprometido	Egresos Devengado	Egresos Ejercido	Pagado	Subejercicio
<b>1000 SERVICIOS PERSONALES</b>	<b>\$13,680,972.69</b>	<b>\$200,000.00</b>	<b>\$13,880,972.69</b>	<b>\$12,594,109.20</b>	<b>\$12,594,109.20</b>	<b>\$12,594,109.20</b>	<b>\$12,374,945.34</b>	<b>\$1,286,863.49</b>
<b>1100 REMUNERACIONES AL PERSONAL DE CARÁCT</b>	<b>\$7,246,947.25</b>	<b>\$0.00</b>	<b>\$7,246,947.25</b>	<b>\$8,506,411.10</b>	<b>\$8,506,411.10</b>	<b>\$8,506,411.10</b>	<b>\$8,506,411.10</b>	<b>-\$1,259,463.85</b>
1130 Sueldos base al personal permanente	\$7,246,947.25	\$0.00	\$7,246,947.25	\$8,506,411.10	\$8,506,411.10	\$8,506,411.10	\$8,506,411.10	-\$1,259,463.85
1131 Sueldo Base al Personal de Base	\$7,246,947.25	\$0.00	\$7,246,947.25	\$8,506,411.10	\$8,506,411.10	\$8,506,411.10	\$8,506,411.10	-\$1,259,463.85
<b>1300 REMUNERACIONES ADICIONALES Y ESPECIAL</b>	<b>\$928,202.82</b>	<b>\$6,811.98</b>	<b>\$935,014.80</b>	<b>\$1,008,461.93</b>	<b>\$1,008,461.93</b>	<b>\$1,008,461.93</b>	<b>\$1,007,891.33</b>	<b>-\$73,447.13</b>
1310 Primas por años de servicios efectivos prestados	\$250,727.80	\$0.00	\$250,727.80	\$307,913.31	\$307,913.31	\$307,913.31	\$307,913.31	-\$57,185.51
1311 Primas por años de servicios efectivos prestados	\$250,727.80	\$0.00	\$250,727.80	\$307,913.31	\$307,913.31	\$307,913.31	\$307,913.31	-\$57,185.51
1320 Primas de vacaciones, dominical y gratificación de	\$677,475.02	\$6,811.98	\$684,287.00	\$700,548.62	\$700,548.62	\$700,548.62	\$699,978.02	-\$16,261.62
1321 Primas de vacaciones y Dominical	\$677,475.02	\$6,811.98	\$684,287.00	\$685,617.96	\$685,617.96	\$685,617.96	\$685,617.96	-\$1,330.96
1322 Gratificación de fin de año	\$0.00	\$0.00	\$0.00	\$14,930.66	\$14,930.66	\$14,930.66	\$14,360.06	-\$14,930.66
<b>1400 SEGURIDAD SOCIAL</b>	<b>\$2,182,839.30</b>	<b>\$0.00</b>	<b>\$2,182,839.30</b>	<b>\$2,174,930.43</b>	<b>\$2,174,930.43</b>	<b>\$2,174,930.43</b>	<b>\$1,956,337.17</b>	<b>\$7,908.87</b>
1410 Aportaciones de seguridad social	\$1,919,604.70	\$0.00	\$1,919,604.70	\$2,055,805.58	\$2,055,805.58	\$2,055,805.58	\$1,848,141.97	-\$136,200.88
1411 Aportaciones de seguridad social	\$1,919,604.70	\$0.00	\$1,919,604.70	\$2,055,805.58	\$2,055,805.58	\$2,055,805.58	\$1,848,141.97	-\$136,200.88
1420 Aportaciones a fondos de vivienda	\$100,315.70	\$0.00	\$100,315.70	\$119,124.85	\$119,124.85	\$119,124.85	\$108,195.20	-\$18,809.15
1421 Aportaciones a fondos de vivienda	\$100,315.70	\$0.00	\$100,315.70	\$119,124.85	\$119,124.85	\$119,124.85	\$108,195.20	-\$18,809.15
1430 Aportaciones al sistema para el retiro	\$162,918.90	\$0.00	\$162,918.90	\$0.00	\$0.00	\$0.00	\$0.00	\$162,918.90
1431 Aportaciones al sistema para el retiro	\$162,918.90	\$0.00	\$162,918.90	\$0.00	\$0.00	\$0.00	\$0.00	\$162,918.90
<b>1500 OTRAS PRESTACIONES SOCIALES Y ECONÓMI</b>	<b>\$3,118,736.72</b>	<b>\$21,908.96</b>	<b>\$3,140,645.68</b>	<b>\$750,714.72</b>	<b>\$750,714.72</b>	<b>\$750,714.72</b>	<b>\$750,714.72</b>	<b>\$2,389,930.96</b>
1520 Indemnizaciones	\$2,406,163.00	\$21,908.96	\$2,428,071.96	\$8,256.46	\$8,256.46	\$8,256.46	\$8,256.46	\$2,419,815.50
1521 Indemnizaciones	\$2,406,163.00	\$21,908.96	\$2,428,071.96	\$8,256.46	\$8,256.46	\$8,256.46	\$8,256.46	\$2,419,815.50
1590 Otras prestaciones sociales y económicas	\$712,573.72	\$0.00	\$712,573.72	\$742,458.26	\$742,458.26	\$742,458.26	\$742,458.26	-\$29,884.54
1591 Otras prestaciones sociales y económicas	\$712,573.72	\$0.00	\$712,573.72	\$742,458.26	\$742,458.26	\$742,458.26	\$742,458.26	-\$29,884.54
<b>1700 PAGO DE ESTÍMULOS A SERVIDORES PÚBLIC</b>	<b>\$204,246.60</b>	<b>\$171,279.06</b>	<b>\$375,525.66</b>	<b>\$153,591.02</b>	<b>\$153,591.02</b>	<b>\$153,591.02</b>	<b>\$153,591.02</b>	<b>\$221,934.64</b>
1710 Estímulos	\$204,246.60	\$171,279.06	\$375,525.66	\$153,591.02	\$153,591.02	\$153,591.02	\$153,591.02	\$221,934.64
1711 Estímulos	\$204,246.60	\$171,279.06	\$375,525.66	\$153,591.02	\$153,591.02	\$153,591.02	\$153,591.02	\$221,934.64
<b>2000 MATERIALES Y SUMINISTROS</b>	<b>\$2,092,387.90</b>	<b>\$686,950.00</b>	<b>\$2,779,337.90</b>	<b>\$1,770,409.96</b>	<b>\$1,770,409.96</b>	<b>\$1,770,409.96</b>	<b>\$1,770,409.96</b>	<b>\$1,008,927.94</b>
<b>2100 MATERIALES DE ADMINISTRACIÓN, EMISIÓN D</b>	<b>\$635,556.72</b>	<b>\$239,400.00</b>	<b>\$874,956.72</b>	<b>\$570,927.16</b>	<b>\$570,927.16</b>	<b>\$570,927.16</b>	<b>\$570,927.16</b>	<b>\$304,029.56</b>
2110 Materiales, útiles y equipos menores de oficina	\$131,977.22	\$25,000.00	\$156,977.22	\$147,473.04	\$147,473.04	\$147,473.04	\$147,473.04	\$9,504.18
2111 Materiales, útiles y equipos menores de oficina	\$131,977.22	\$25,000.00	\$156,977.22	\$147,473.04	\$147,473.04	\$147,473.04	\$147,473.04	\$9,504.18
2120 Materiales y útiles de impresión y reprografía	\$54,998.72	\$15,000.00	\$69,998.72	\$29,858.40	\$29,858.40	\$29,858.40	\$29,858.40	\$40,140.32
2121 Materiales y útiles de impresión y reprografía	\$54,998.72	\$15,000.00	\$69,998.72	\$29,858.40	\$29,858.40	\$29,858.40	\$29,858.40	\$40,140.32
2140 Materiales, útiles y equipos menores de oficina	\$131,400.00	\$0.00	\$131,400.00	\$104,066.56	\$104,066.56	\$104,066.56	\$104,066.56	\$27,333.44
2141 Materiales, útiles y equipos menores de oficina	\$131,400.00	\$0.00	\$131,400.00	\$104,066.56	\$104,066.56	\$104,066.56	\$104,066.56	\$27,333.44
2150 Material impreso e información digital	\$52,000.00	\$99,400.00	\$151,400.00	\$33,408.00	\$33,408.00	\$33,408.00	\$33,408.00	\$117,992.00



Ejercicio del Presupuesto	Egresos Aprobado	Ampliaciones / (Reducciones)	Egresos Modificado	Egresos Comprometido	Egresos Devengado	Egresos Ejercido	Pagado	Subejercicio
2151 Material impreso e información digital	\$52,000.00	\$99,400.00	\$151,400.00	\$33,408.00	\$33,408.00	\$33,408.00	\$33,408.00	\$117,992.00
2160 Material de limpieza	\$122,380.78	\$25,000.00	\$147,380.78	\$160,978.23	\$160,978.23	\$160,978.23	\$160,978.23	-\$13,597.45
2161 Material de limpieza	\$122,380.78	\$25,000.00	\$147,380.78	\$160,978.23	\$160,978.23	\$160,978.23	\$160,978.23	-\$13,597.45
2170 Materiales y útiles de enseñanza	\$117,800.00	\$75,000.00	\$192,800.00	\$90,868.33	\$90,868.33	\$90,868.33	\$90,868.33	\$101,931.67
2171 Materiales y útiles de enseñanza	\$117,800.00	\$75,000.00	\$192,800.00	\$90,868.33	\$90,868.33	\$90,868.33	\$90,868.33	\$101,931.67
2180 Materiales para el registro e identificación de bienes	\$25,000.00	\$0.00	\$25,000.00	\$4,274.60	\$4,274.60	\$4,274.60	\$4,274.60	\$20,725.40
2181 Materiales para el registro e identificación de bienes	\$25,000.00	\$0.00	\$25,000.00	\$4,274.60	\$4,274.60	\$4,274.60	\$4,274.60	\$20,725.40
<b>2200 ALIMENTOS Y UTENSILIOS</b>	<b>\$194,500.00</b>	<b>\$35,000.00</b>	<b>\$229,500.00</b>	<b>\$137,067.30</b>	<b>\$137,067.30</b>	<b>\$137,067.30</b>	<b>\$137,067.30</b>	<b>\$92,432.70</b>
2210 Productos alimenticios para personas	\$113,500.00	\$25,000.00	\$138,500.00	\$134,112.51	\$134,112.51	\$134,112.51	\$134,112.51	\$4,387.49
2211 Productos alimenticios para personas	\$113,500.00	\$25,000.00	\$138,500.00	\$134,112.51	\$134,112.51	\$134,112.51	\$134,112.51	\$4,387.49
2230 Utensilios para el servicio de alimentación	\$81,000.00	\$10,000.00	\$91,000.00	\$2,954.79	\$2,954.79	\$2,954.79	\$2,954.79	\$88,045.21
2231 Utensilios para el servicio de alimentación	\$81,000.00	\$10,000.00	\$91,000.00	\$2,954.79	\$2,954.79	\$2,954.79	\$2,954.79	\$88,045.21
<b>2300 MATERIAS PRIMAS Y MATERIALES DE PRODUCCIÓN</b>	<b>\$0.00</b>	<b>\$399.60</b>	<b>\$399.60</b>	<b>\$399.60</b>	<b>\$399.60</b>	<b>\$399.60</b>	<b>\$399.60</b>	<b>\$0.00</b>
2370 Productos de cuero, piel, plástico y hule adquiridos	\$0.00	\$399.60	\$399.60	\$399.60	\$399.60	\$399.60	\$399.60	\$0.00
2371 Productos de cuero, piel, plástico y hule adquiridos	\$0.00	\$399.60	\$399.60	\$399.60	\$399.60	\$399.60	\$399.60	\$0.00
<b>2400 MATERIALES Y ARTÍCULOS DE CONSTRUCCIÓN</b>	<b>\$370,847.92</b>	<b>-\$203,216.20</b>	<b>\$574,064.12</b>	<b>\$415,952.72</b>	<b>\$415,952.72</b>	<b>\$415,952.72</b>	<b>\$415,952.72</b>	<b>\$158,111.40</b>
2410 Productos minerales no metálicos	\$100,817.52	-\$26,295.65	\$74,521.87	\$63,785.02	\$63,785.02	\$63,785.02	\$63,785.02	\$10,736.85
2411 Productos minerales no metálicos	\$100,817.52	-\$26,295.65	\$74,521.87	\$63,785.02	\$63,785.02	\$63,785.02	\$63,785.02	\$10,736.85
2420 Cemento y productos de concreto	\$58,000.00	\$0.00	\$58,000.00	\$15,083.53	\$15,083.53	\$15,083.53	\$15,083.53	\$42,916.47
2421 Cemento y productos de concreto	\$58,000.00	\$0.00	\$58,000.00	\$15,083.53	\$15,083.53	\$15,083.53	\$15,083.53	\$42,916.47
2430 Cal, yeso y productos de yeso	\$14,110.00	\$0.00	\$14,110.00	\$2,084.48	\$2,084.48	\$2,084.48	\$2,084.48	\$12,025.52
2431 Cal, yeso y productos de yeso	\$14,110.00	\$0.00	\$14,110.00	\$2,084.48	\$2,084.48	\$2,084.48	\$2,084.48	\$12,025.52
2440 Madera y productos de madera	\$63,890.40	\$69,746.18	\$133,636.58	\$30,931.50	\$30,931.50	\$30,931.50	\$30,931.50	\$102,705.08
2441 Madera y productos de madera	\$63,890.40	\$69,746.18	\$133,636.58	\$30,931.50	\$30,931.50	\$30,931.50	\$30,931.50	\$102,705.08
2450 Vidrio y productos de vidrio	\$4,000.00	\$0.00	\$4,000.00	\$0.00	\$0.00	\$0.00	\$0.00	\$4,000.00
2451 Vidrio y productos de vidrio	\$4,000.00	\$0.00	\$4,000.00	\$0.00	\$0.00	\$0.00	\$0.00	\$4,000.00
2460 Material eléctrico y electrónico	\$63,590.00	\$4,538.00	\$68,128.00	\$85,835.47	\$85,835.47	\$85,835.47	\$85,835.47	-\$17,707.47
2461 Material eléctrico y electrónico	\$63,590.00	\$4,538.00	\$68,128.00	\$85,835.47	\$85,835.47	\$85,835.47	\$85,835.47	-\$17,707.47
2470 Artículos metálicos para la construcción	\$32,900.00	\$19,033.45	\$51,933.45	\$75,577.39	\$75,577.39	\$75,577.39	\$75,577.39	-\$23,643.94
2471 Artículos metálicos para la construcción	\$32,900.00	\$19,033.45	\$51,933.45	\$75,577.39	\$75,577.39	\$75,577.39	\$75,577.39	-\$23,643.94
2480 Materiales complementarios	\$20,500.00	\$23,685.00	\$44,185.00	\$16,024.07	\$16,024.07	\$16,024.07	\$16,024.07	\$28,160.93
2481 Materiales complementarios	\$20,500.00	\$23,685.00	\$44,185.00	\$16,024.07	\$16,024.07	\$16,024.07	\$16,024.07	\$28,160.93
2490 Otros materiales y artículos de construcción	\$13,040.00	\$112,509.22	\$125,549.22	\$126,631.26	\$126,631.26	\$126,631.26	\$126,631.26	-\$1,082.04
2491 Otros materiales y artículos de construcción	\$13,040.00	\$112,509.22	\$125,549.22	\$126,631.26	\$126,631.26	\$126,631.26	\$126,631.26	-\$1,082.04



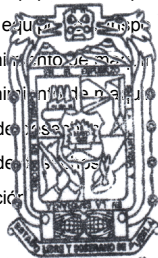
Ejercicio del Presupuesto	Egresos Aprobado	Ampliaciones / (Reducciones)	Egresos Modificado	Egresos Comprometido	Egresos Devengado	Egresos Ejercido	Pagado	Subejercicio
<b>2500 PRODUCTOS QUÍMICOS, FARMACÉUTICOS Y DI</b>	<b>\$241,559.38</b>	<b>-\$65,036.70</b>	<b>\$176,522.68</b>	<b>\$43,565.32</b>	<b>\$43,565.32</b>	<b>\$43,565.32</b>	<b>\$43,565.32</b>	<b>\$132,957.36</b>
2510 Productos químicos básicos	\$50,120.00	-\$10,000.00	\$40,120.00	\$2,991.66	\$2,991.66	\$2,991.66	\$2,991.66	\$37,128.34
2511 Productos químicos básicos	\$50,120.00	-\$10,000.00	\$40,120.00	\$2,991.66	\$2,991.66	\$2,991.66	\$2,991.66	\$37,128.34
2520 Fertilizantes, pesticidas y otros agroquímicos	\$16,100.00	-\$4,820.50	\$11,279.50	\$176.01	\$176.01	\$176.01	\$176.01	\$11,103.49
2521 Fertilizantes, pesticidas y otros agroquímicos	\$16,100.00	-\$4,820.50	\$11,279.50	\$176.01	\$176.01	\$176.01	\$176.01	\$11,103.49
2530 Medicinas y productos farmacéuticos	\$25,891.00	\$0.00	\$25,891.00	\$4,138.14	\$4,138.14	\$4,138.14	\$4,138.14	\$21,752.86
2531 Medicinas y productos farmacéuticos	\$25,891.00	\$0.00	\$25,891.00	\$4,138.14	\$4,138.14	\$4,138.14	\$4,138.14	\$21,752.86
2540 Materiales, accesorios y suministros médicos	\$11,325.00	\$0.00	\$11,325.00	\$2,519.50	\$2,519.50	\$2,519.50	\$2,519.50	\$8,805.50
2541 Materiales, accesorios y suministros médicos	\$11,325.00	\$0.00	\$11,325.00	\$2,519.50	\$2,519.50	\$2,519.50	\$2,519.50	\$8,805.50
2550 Materiales, accesorios y suministros de laboratorio	\$62,743.38	-\$38,216.20	\$24,527.18	\$17,754.00	\$17,754.00	\$17,754.00	\$17,754.00	\$6,773.18
2551 Materiales, accesorios y suministros de laboratorio	\$62,743.38	-\$38,216.20	\$24,527.18	\$17,754.00	\$17,754.00	\$17,754.00	\$17,754.00	\$6,773.18
2560 Fibras sintéticas, hules, plásticos y derivados	\$15,880.00	\$0.00	\$15,880.00	\$15,986.01	\$15,986.01	\$15,986.01	\$15,986.01	-\$106.01
2561 Fibras sintéticas, hules, plásticos y derivados	\$15,880.00	\$0.00	\$15,880.00	\$15,986.01	\$15,986.01	\$15,986.01	\$15,986.01	-\$106.01
2590 Otros productos químicos	\$59,500.00	-\$12,000.00	\$47,500.00	\$0.00	\$0.00	\$0.00	\$0.00	\$47,500.00
2591 Otros productos químicos	\$59,500.00	-\$12,000.00	\$47,500.00	\$0.00	\$0.00	\$0.00	\$0.00	\$47,500.00
<b>2600 COMBUSTIBLES, LUBRICANTES Y ADITIVOS</b>	<b>\$112,850.00</b>	<b>\$18,750.00</b>	<b>\$131,600.00</b>	<b>\$255,063.63</b>	<b>\$255,063.63</b>	<b>\$255,063.63</b>	<b>\$255,063.63</b>	<b>-\$123,463.63</b>
2610 Combustibles, lubricantes y aditivos	\$112,850.00	\$18,750.00	\$131,600.00	\$255,063.63	\$255,063.63	\$255,063.63	\$255,063.63	-\$123,463.63
2611 Combustibles	\$102,550.00	\$18,750.00	\$121,300.00	\$246,360.49	\$246,360.49	\$246,360.49	\$246,360.49	-\$125,060.49
2612 Lubricantes y Aditivos	\$10,300.00	\$0.00	\$10,300.00	\$8,703.14	\$8,703.14	\$8,703.14	\$8,703.14	\$1,596.86
<b>2700 VESTUARIO, BLANCOS, PRENDAS DE PROTECCIÓN</b>	<b>\$223,844.54</b>	<b>\$53,820.50</b>	<b>\$277,665.04</b>	<b>\$126,584.49</b>	<b>\$126,584.49</b>	<b>\$126,584.49</b>	<b>\$126,584.49</b>	<b>\$151,080.55</b>
2710 Vestuario y uniformes	\$98,400.00	\$48,820.50	\$147,220.50	\$108,604.49	\$108,604.49	\$108,604.49	\$108,604.49	\$38,616.01
2711 Vestuario y uniformes	\$98,400.00	\$48,820.50	\$147,220.50	\$108,604.49	\$108,604.49	\$108,604.49	\$108,604.49	\$38,616.01
2720 Prendas de seguridad y protección personal	\$38,940.00	\$10,000.00	\$48,940.00	\$0.00	\$0.00	\$0.00	\$0.00	\$48,940.00
2721 Prendas de seguridad y protección personal	\$38,940.00	\$10,000.00	\$48,940.00	\$0.00	\$0.00	\$0.00	\$0.00	\$48,940.00
2730 Artículos deportivos	\$86,504.54	-\$5,000.00	\$81,504.54	\$17,980.00	\$17,980.00	\$17,980.00	\$17,980.00	\$63,524.54
2731 Artículos deportivos	\$86,504.54	-\$5,000.00	\$81,504.54	\$17,980.00	\$17,980.00	\$17,980.00	\$17,980.00	\$63,524.54
<b>2900 HERRAMIENTAS, REFACCIONES Y ACCESORIO</b>	<b>\$313,229.34</b>	<b>\$201,400.40</b>	<b>\$514,629.74</b>	<b>\$220,849.74</b>	<b>\$220,849.74</b>	<b>\$220,849.74</b>	<b>\$220,849.74</b>	<b>\$293,780.00</b>
2910 Herramientas menores	\$61,016.68	\$198,800.00	\$259,816.68	\$47,053.13	\$47,053.13	\$47,053.13	\$47,053.13	\$212,763.55
2911 Herramientas menores	\$61,016.68	\$198,800.00	\$259,816.68	\$47,053.13	\$47,053.13	\$47,053.13	\$47,053.13	\$212,763.55
2920 Refacciones y accesorios menores	\$51,597.22	-\$12,000.00	\$39,597.22	\$12,246.30	\$12,246.30	\$12,246.30	\$12,246.30	\$27,350.92
2921 Refacciones y accesorios menores	\$51,597.22	-\$12,000.00	\$39,597.22	\$12,246.30	\$12,246.30	\$12,246.30	\$12,246.30	\$27,350.92
2930 Refacciones y accesorios menores	\$16,732.00	\$0.00	\$16,732.00	\$2,964.38	\$2,964.38	\$2,964.38	\$2,964.38	\$13,767.62
2931 Refacciones y accesorios menores	\$16,732.00	\$0.00	\$16,732.00	\$2,964.38	\$2,964.38	\$2,964.38	\$2,964.38	\$13,767.62
2940 Refacciones y accesorios menores	\$100,018.24	\$14,600.40	\$114,618.64	\$94,411.11	\$94,411.11	\$94,411.11	\$94,411.11	\$20,207.53




Ejercicio del Presupuesto		Egresos Aprobado	Ampliaciones / (Reducciones)	Egresos Modificado	Egresos Comprometido	Egresos Devengado	Egresos Ejercido	Pagado	Subejercicio
2941	Refacciones y accesorios menores de equipo de c	\$100,018.24	\$14,600.40	\$114,618.64	\$94,411.11	\$94,411.11	\$94,411.11	\$94,411.11	\$20,207.53
2960	Refacciones y accesorios menores de equipo de tr	\$39,500.00	\$0.00	\$39,500.00	\$64,174.82	\$64,174.82	\$64,174.82	\$64,174.82	-\$24,674.82
2961	Refacciones y accesorios menores de equipo de tr	\$39,500.00	\$0.00	\$39,500.00	\$64,174.82	\$64,174.82	\$64,174.82	\$64,174.82	-\$24,674.82
2980	Refacciones y accesorios menores de maquinaria	\$24,365.20	\$0.00	\$24,365.20	\$0.00	\$0.00	\$0.00	\$0.00	\$24,365.20
2981	Refacciones y accesorios menores de maquinaria	\$24,365.20	\$0.00	\$24,365.20	\$0.00	\$0.00	\$0.00	\$0.00	\$24,365.20
2990	Refacciones y accesorios menores otros bienes m	\$20,000.00	\$0.00	\$20,000.00	\$0.00	\$0.00	\$0.00	\$0.00	\$20,000.00
2991	Refacciones y accesorios menores otros bienes m	\$20,000.00	\$0.00	\$20,000.00	\$0.00	\$0.00	\$0.00	\$0.00	\$20,000.00
<b>3000</b>	<b>SERVICIOS GENERALES</b>	<b>\$3,586,465.47</b>	<b>\$3,534,815.94</b>	<b>\$7,121,281.41</b>	<b>\$3,952,714.08</b>	<b>\$3,944,814.00</b>	<b>\$3,944,814.00</b>	<b>\$3,822,639.09</b>	<b>\$3,176,467.41</b>
<b>3100</b>	<b>SERVICIOS BÁSICOS</b>	<b>\$307,206.48</b>	<b>\$11,000.00</b>	<b>\$318,206.48</b>	<b>\$209,825.64</b>	<b>\$209,825.64</b>	<b>\$209,825.64</b>	<b>\$209,825.64</b>	<b>\$108,380.84</b>
3110	Energía eléctrica	\$119,135.00	\$7,500.00	\$126,635.00	\$85,742.00	\$85,742.00	\$85,742.00	\$85,742.00	\$40,893.00
3111	Energía eléctrica	\$119,135.00	\$7,500.00	\$126,635.00	\$85,742.00	\$85,742.00	\$85,742.00	\$85,742.00	\$40,893.00
3120	Gas	\$15,756.00	\$3,500.00	\$19,256.00	\$10,762.77	\$10,762.77	\$10,762.77	\$10,762.77	\$8,493.23
3121	Gas	\$15,756.00	\$3,500.00	\$19,256.00	\$10,762.77	\$10,762.77	\$10,762.77	\$10,762.77	\$8,493.23
3140	Telefonía tradicional	\$22,483.48	\$0.00	\$22,483.48	\$3,120.87	\$3,120.87	\$3,120.87	\$3,120.87	\$19,362.61
3141	Telefonía tradicional	\$22,483.48	\$0.00	\$22,483.48	\$3,120.87	\$3,120.87	\$3,120.87	\$3,120.87	\$19,362.61
3150	Telefonía celular	\$4,582.00	\$0.00	\$4,582.00	\$0.00	\$0.00	\$0.00	\$0.00	\$4,582.00
3151	Telefonía celular	\$4,582.00	\$0.00	\$4,582.00	\$0.00	\$0.00	\$0.00	\$0.00	\$4,582.00
3170	Servicios de acceso de Internet, redes y procesam	\$140,000.00	\$0.00	\$140,000.00	\$110,200.00	\$110,200.00	\$110,200.00	\$110,200.00	\$29,800.00
3171	Servicios de acceso de Internet, redes y procesam	\$140,000.00	\$0.00	\$140,000.00	\$110,200.00	\$110,200.00	\$110,200.00	\$110,200.00	\$29,800.00
3180	Servicios postales y telegráficos	\$5,250.00	\$0.00	\$5,250.00	\$0.00	\$0.00	\$0.00	\$0.00	\$5,250.00
3181	Servicios postales y telegráficos	\$5,250.00	\$0.00	\$5,250.00	\$0.00	\$0.00	\$0.00	\$0.00	\$5,250.00
<b>3200</b>	<b>SERVICIOS DE ARRENDAMIENTO</b>	<b>\$280,070.00</b>	<b>\$10,000.00</b>	<b>\$290,070.00</b>	<b>\$157,464.76</b>	<b>\$151,464.76</b>	<b>\$151,464.76</b>	<b>\$149,549.85</b>	<b>\$138,605.24</b>
3220	Arrendamiento de edificios	\$0.00	\$17,886.91	\$17,886.91	\$17,886.91	\$17,886.91	\$17,886.91	\$15,972.00	\$0.00
3221	Arrendamiento de edificios	\$0.00	\$17,886.91	\$17,886.91	\$17,886.91	\$17,886.91	\$17,886.91	\$15,972.00	\$0.00
3230	Arrendamiento de mobiliario y equipo de administr	\$40,470.00	\$10,000.00	\$50,470.00	\$22,499.99	\$22,499.99	\$22,499.99	\$22,499.99	\$27,970.01
3231	Arrendamiento de mobiliario y equipo de administr	\$40,470.00	\$10,000.00	\$50,470.00	\$22,499.99	\$22,499.99	\$22,499.99	\$22,499.99	\$27,970.01
3260	Arrendamiento de maquinaria, otros equipos y herr	\$50,000.00	\$0.00	\$50,000.00	\$34,500.00	\$34,500.00	\$34,500.00	\$34,500.00	\$15,500.00
3261	Arrendamiento de maquinaria, otros equipos y herr	\$50,000.00	\$0.00	\$50,000.00	\$34,500.00	\$34,500.00	\$34,500.00	\$34,500.00	\$15,500.00
3270	Arrendamiento de activos intangibles	\$149,600.00	-\$17,886.91	\$131,713.09	\$61,783.14	\$55,783.14	\$55,783.14	\$55,783.14	\$75,929.95
3271	Arrendamiento de activos intangibles	\$149,600.00	-\$17,886.91	\$131,713.09	\$61,783.14	\$55,783.14	\$55,783.14	\$55,783.14	\$75,929.95
3290	Otros arrendamientos	\$40,000.00	\$0.00	\$40,000.00	\$20,794.72	\$20,794.72	\$20,794.72	\$20,794.72	\$19,205.28
3291	Otros arrendamientos	\$40,000.00	\$0.00	\$40,000.00	\$20,794.72	\$20,794.72	\$20,794.72	\$20,794.72	\$19,205.28
<b>3300</b>	<b>SERVICIOS PROFESIONALES, DE CONTABILIDAD Y LEGALES</b>	<b>\$1,186,273.95</b>	<b>\$3,401,028.56</b>	<b>\$4,587,302.51</b>	<b>\$2,436,235.33</b>	<b>\$2,436,235.33</b>	<b>\$2,436,235.33</b>	<b>\$2,368,195.33</b>	<b>\$2,151,067.18</b>
3310	Servicios legales, de contabilidad y judiciales	\$577,059.31	\$0.00	\$577,059.31	\$413,177.37	\$413,177.37	\$413,177.37	\$413,177.37	\$163,881.94



Ejercicio del Presupuesto	Egresos Aprobado	Ampliaciones / (Reducciones)	Egresos Modificado	Egresos Comprometido	Egresos Devengado	Egresos Ejercido	Pagado	Subejercicio
3311 Servicios legales, de contabilidad, auditoría y relac	\$577,059.31	\$0.00	\$577,059.31	\$413,177.37	\$413,177.37	\$413,177.37	\$413,177.37	\$163,881.94
3340 Servicios de capacitación	\$199,701.59	\$3,163,432.00	\$3,363,133.59	\$1,687,312.44	\$1,687,312.44	\$1,687,312.44	\$1,687,312.44	\$1,675,821.15
3341 Servicios de capacitación	\$199,701.59	\$3,163,432.00	\$3,363,133.59	\$1,687,312.44	\$1,687,312.44	\$1,687,312.44	\$1,687,312.44	\$1,675,821.15
3350 Servicios de investigación científica y desarrollo	\$0.00	\$237,596.56	\$237,596.56	\$136,880.00	\$136,880.00	\$136,880.00	\$136,880.00	\$100,716.56
3351 Servicios de investigación científica y desarrollo	\$0.00	\$237,596.56	\$237,596.56	\$136,880.00	\$136,880.00	\$136,880.00	\$136,880.00	\$100,716.56
3360 Servicios de apoyo administrativo, fotocopiado e in	\$68,167.24	\$0.00	\$68,167.24	\$415.52	\$415.52	\$415.52	\$415.52	\$67,751.72
3361 Servicios de apoyo administrativo, fotocopiado e in	\$68,167.24	\$0.00	\$68,167.24	\$415.52	\$415.52	\$415.52	\$415.52	\$67,751.72
3370 Servicios de protección y seguridad	\$9,292.00	\$0.00	\$9,292.00	\$0.00	\$0.00	\$0.00	\$0.00	\$9,292.00
3371 Servicios de protección y seguridad	\$9,292.00	\$0.00	\$9,292.00	\$0.00	\$0.00	\$0.00	\$0.00	\$9,292.00
3380 Servicios de vigilancia	\$332,053.81	\$0.00	\$332,053.81	\$198,450.00	\$198,450.00	\$198,450.00	\$130,410.00	\$133,603.81
3381 Servicios de vigilancia	\$332,053.81	\$0.00	\$332,053.81	\$198,450.00	\$198,450.00	\$198,450.00	\$130,410.00	\$133,603.81
<b>3400 SERVICIOS FINANCIEROS, BANCARIOS Y COMI</b>	<b>\$179,926.52</b>	<b>\$6,500.00</b>	<b>\$186,426.52</b>	<b>\$134,995.91</b>	<b>\$134,995.91</b>	<b>\$134,995.91</b>	<b>\$134,995.91</b>	<b>\$51,430.61</b>
3410 Servicios financieros y bancarios	\$24,117.20	\$0.00	\$24,117.20	\$16,496.65	\$16,496.65	\$16,496.65	\$16,496.65	\$7,620.55
3411 Servicios financieros y bancarios	\$24,117.20	\$0.00	\$24,117.20	\$16,496.65	\$16,496.65	\$16,496.65	\$16,496.65	\$7,620.55
3450 Seguro de bienes patrimoniales	\$122,475.94	\$0.00	\$122,475.94	\$78,845.73	\$78,845.73	\$78,845.73	\$78,845.73	\$43,630.21
3451 Seguro de bienes patrimoniales	\$122,475.94	\$0.00	\$122,475.94	\$78,845.73	\$78,845.73	\$78,845.73	\$78,845.73	\$43,630.21
3470 Fletes y maniobras	\$0.00	\$1,500.00	\$1,500.00	\$1,139.98	\$1,139.98	\$1,139.98	\$1,139.98	\$360.02
3471 Fletes y maniobras	\$0.00	\$1,500.00	\$1,500.00	\$1,139.98	\$1,139.98	\$1,139.98	\$1,139.98	\$360.02
3480 Comisiones por ventas	\$33,333.38	\$5,000.00	\$38,333.38	\$38,513.55	\$38,513.55	\$38,513.55	\$38,513.55	-\$180.17
3481 Comisiones por ventas	\$33,333.38	\$5,000.00	\$38,333.38	\$38,513.55	\$38,513.55	\$38,513.55	\$38,513.55	-\$180.17
<b>3500 SERVICIOS DE INSTALACIÓN, REPARACIÓN, M.</b>	<b>\$447,736.58</b>	<b>-\$1,500.00</b>	<b>\$446,236.58</b>	<b>\$440,754.52</b>	<b>\$438,854.44</b>	<b>\$438,854.44</b>	<b>\$438,854.44</b>	<b>\$7,382.14</b>
3510 Conservación y mantenimiento menor de inmueble	\$210,000.00	\$26,396.24	\$236,396.24	\$335,614.85	\$335,614.85	\$335,614.85	\$335,614.85	-\$99,218.61
3511 Conservación y mantenimiento menor de inmueble	\$210,000.00	\$26,396.24	\$236,396.24	\$335,614.85	\$335,614.85	\$335,614.85	\$335,614.85	-\$99,218.61
3520 Instalación, reparación y mantenimiento de mobili	\$75,327.48	-\$12,656.00	\$62,671.48	\$23,208.64	\$23,208.64	\$23,208.64	\$23,208.64	\$39,462.84
3521 Instalación, reparación y mantenimiento de mobili	\$75,327.48	-\$12,656.00	\$62,671.48	\$23,208.64	\$23,208.64	\$23,208.64	\$23,208.64	\$39,462.84
3530 Instalación, reparación y mantenimiento de equipo	\$31,617.00	\$4,981.80	\$36,598.80	\$20,532.00	\$20,532.00	\$20,532.00	\$20,532.00	\$16,066.80
3531 Instalación, reparación y mantenimiento de equipo	\$31,617.00	\$4,981.80	\$36,598.80	\$20,532.00	\$20,532.00	\$20,532.00	\$20,532.00	\$16,066.80
3550 Reparación y mantenimiento de equipo de transpo	\$37,668.49	\$0.00	\$37,668.49	\$18,827.03	\$16,926.95	\$16,926.95	\$16,926.95	\$20,741.54
3551 Reparación y mantenimiento de equipo de transpo	\$37,668.49	\$0.00	\$37,668.49	\$18,827.03	\$16,926.95	\$16,926.95	\$16,926.95	\$20,741.54
3570 Instalación, reparación y mantenimiento de equip	\$16,839.74	\$0.00	\$16,839.74	\$4,292.00	\$4,292.00	\$4,292.00	\$4,292.00	\$12,547.74
3571 Instalación, reparación y mantenimiento de equip	\$16,839.74	\$0.00	\$16,839.74	\$4,292.00	\$4,292.00	\$4,292.00	\$4,292.00	\$12,547.74
3580 Servicios de limpieza y manejo de residuos	\$32,423.81	-\$14,641.98	\$17,781.83	\$0.00	\$0.00	\$0.00	\$0.00	\$17,781.83
3581 Servicios de limpieza y manejo de residuos	\$32,423.81	-\$14,641.98	\$17,781.83	\$0.00	\$0.00	\$0.00	\$0.00	\$17,781.83
3590 Servicios de jardinería y fumigación	\$43,860.06	-\$5,580.06	\$38,280.00	\$38,280.00	\$38,280.00	\$38,280.00	\$38,280.00	\$0.00



Ejercicio del Presupuesto		Egresos Aprobado	Ampliaciones / (Reducciones)	Egresos Modificado	Egresos Comprometido	Egresos Devengado	Egresos Ejercido	Pagado	Subejercicio
3591	Servicios de jardinería y fumigación	\$43,860.06	<b>-\$5,580.06</b>	\$38,280.00	\$38,280.00	\$38,280.00	\$38,280.00	\$38,280.00	\$0.00
<b>3600</b>	<b>SERVICIOS DE COMUNICACIÓN SOCIAL Y PUBLI</b>	<b>\$200,000.00</b>	<b>\$0.00</b>	<b>\$200,000.00</b>	<b>\$11,480.01</b>	<b>\$11,480.01</b>	<b>\$11,480.01</b>	<b>\$11,480.01</b>	<b>\$188,519.99</b>
3610	Difusión por radio, televisión y otros medios de me	\$200,000.00	\$0.00	\$200,000.00	\$11,480.01	\$11,480.01	\$11,480.01	\$11,480.01	\$188,519.99
3611	Difusión por radio, televisión y otros medios de me	\$200,000.00	\$0.00	\$200,000.00	\$11,480.01	\$11,480.01	\$11,480.01	\$11,480.01	\$188,519.99
<b>3700</b>	<b>SERVICIOS DE TRASLADO Y VIÁTICOS</b>	<b>\$211,749.10</b>	<b>\$0.00</b>	<b>\$211,749.10</b>	<b>\$84,479.79</b>	<b>\$84,479.79</b>	<b>\$84,479.79</b>	<b>\$84,479.79</b>	<b>\$127,269.31</b>
3710	Pasajes aéreos	\$50,000.00	\$0.00	\$50,000.00	\$0.00	\$0.00	\$0.00	\$0.00	\$50,000.00
3711	Pasajes Aéreos Nacionales	\$50,000.00	\$0.00	\$50,000.00	\$0.00	\$0.00	\$0.00	\$0.00	\$50,000.00
3720	Pasajes terrestres	\$28,778.63	\$0.00	\$28,778.63	\$17,884.00	\$17,884.00	\$17,884.00	\$17,884.00	\$10,894.63
3721	Pasajes terrestres Nacionales	\$28,778.63	\$0.00	\$28,778.63	\$17,884.00	\$17,884.00	\$17,884.00	\$17,884.00	\$10,894.63
3750	Viáticos en el país	\$129,970.47	\$0.00	\$129,970.47	\$64,855.79	\$64,855.79	\$64,855.79	\$64,855.79	\$65,114.68
3751	Viáticos en el país	\$129,970.47	\$0.00	\$129,970.47	\$64,855.79	\$64,855.79	\$64,855.79	\$64,855.79	\$65,114.68
3780	Servicios integrales de traslado y viáticos	\$3,000.00	\$0.00	\$3,000.00	\$1,740.00	\$1,740.00	\$1,740.00	\$1,740.00	\$1,260.00
3781	Servicios integrales de traslado y viáticos	\$3,000.00	\$0.00	\$3,000.00	\$1,740.00	\$1,740.00	\$1,740.00	\$1,740.00	\$1,260.00
<b>3800</b>	<b>SERVICIOS OFICIALES</b>	<b>\$193,269.94</b>	<b>\$0.00</b>	<b>\$193,269.94</b>	<b>\$48,391.55</b>	<b>\$48,391.55</b>	<b>\$48,391.55</b>	<b>\$48,391.55</b>	<b>\$144,878.39</b>
3820	Gastos de orden social y cultural	\$60,225.94	\$0.00	\$60,225.94	\$39,227.55	\$39,227.55	\$39,227.55	\$39,227.55	\$20,998.39
3821	Gastos de orden social y cultural	\$60,225.94	\$0.00	\$60,225.94	\$39,227.55	\$39,227.55	\$39,227.55	\$39,227.55	\$20,998.39
3830	Congresos y convenciones	\$133,044.00	\$0.00	\$133,044.00	\$9,164.00	\$9,164.00	\$9,164.00	\$9,164.00	\$123,880.00
3831	Congresos y convenciones	\$133,044.00	\$0.00	\$133,044.00	\$9,164.00	\$9,164.00	\$9,164.00	\$9,164.00	\$123,880.00
<b>3900</b>	<b>OTROS SERVICIOS GENERALES</b>	<b>\$580,232.90</b>	<b>\$107,787.38</b>	<b>\$688,020.28</b>	<b>\$429,086.57</b>	<b>\$429,086.57</b>	<b>\$429,086.57</b>	<b>\$376,866.57</b>	<b>\$258,933.71</b>
3920	Impuestos y derechos	\$187,545.62	<b>-\$74,153.36</b>	\$113,392.26	\$69,953.21	\$69,953.21	\$69,953.21	\$69,953.21	\$43,439.05
3921	Impuestos y derechos	\$187,545.62	<b>-\$74,153.36</b>	\$113,392.26	\$69,953.21	\$69,953.21	\$69,953.21	\$69,953.21	\$43,439.05
3980	Impuesto sobre nóminas y otros que se deriven de	\$267,687.28	\$0.00	\$267,687.28	\$260,480.00	\$260,480.00	\$260,480.00	\$208,260.00	\$7,207.28
3981	Impuesto sobre nóminas y otros que se deriven de	\$267,687.28	\$0.00	\$267,687.28	\$260,480.00	\$260,480.00	\$260,480.00	\$208,260.00	\$7,207.28
3990	Otros servicios generales	\$125,000.00	\$181,940.74	\$306,940.74	\$98,653.36	\$98,653.36	\$98,653.36	\$98,653.36	\$208,287.38
3991	Otros servicios generales	\$125,000.00	\$181,940.74	\$306,940.74	\$98,653.36	\$98,653.36	\$98,653.36	\$98,653.36	\$208,287.38
<b>4000</b>	<b>TRANSFERENCIAS, ASIGNACIONES, SUB</b>	<b>\$250,000.00</b>	<b>\$130,787.00</b>	<b>\$380,787.00</b>	<b>\$111,782.52</b>	<b>\$111,782.52</b>	<b>\$111,782.52</b>	<b>\$111,782.52</b>	<b>\$269,004.48</b>
<b>4400</b>	<b>AYUDAS SOCIALES</b>	<b>\$250,000.00</b>	<b>\$130,787.00</b>	<b>\$380,787.00</b>	<b>\$111,782.52</b>	<b>\$111,782.52</b>	<b>\$111,782.52</b>	<b>\$111,782.52</b>	<b>\$269,004.48</b>
4410	Ayudas sociales a personas	\$0.00	\$130,787.00	\$130,787.00	\$89,931.00	\$89,931.00	\$89,931.00	\$89,931.00	\$40,856.00
4411	Ayudas sociales a personas	\$0.00	\$130,787.00	\$130,787.00	\$89,931.00	\$89,931.00	\$89,931.00	\$89,931.00	\$40,856.00
4440	Ayudas sociales a actividades de promoción social	\$250,000.00	\$0.00	\$250,000.00	\$21,851.52	\$21,851.52	\$21,851.52	\$21,851.52	\$228,148.48
4441	Ayudas sociales a actividades de promoción social	\$250,000.00	\$0.00	\$250,000.00	\$21,851.52	\$21,851.52	\$21,851.52	\$21,851.52	\$228,148.48
<b>5000</b>	<b>BIENES MUEBLES, INMUEBLES Y EQUIPO DE ADM</b>	<b>\$0.00</b>	<b>\$570,720.00</b>	<b>\$570,720.00</b>	<b>\$0.00</b>	<b>\$0.00</b>	<b>\$0.00</b>	<b>\$0.00</b>	<b>\$570,720.00</b>
<b>5100</b>	<b>MOBILIARIO Y EQUIPO DE ADMINISTRACIÓN</b>	<b>\$0.00</b>	<b>\$570,720.00</b>	<b>\$570,720.00</b>	<b>\$0.00</b>	<b>\$0.00</b>	<b>\$0.00</b>	<b>\$0.00</b>	<b>\$570,720.00</b>
5150	Equipo de cómputo y de tecnología	\$0.00	\$570,720.00	\$570,720.00	\$0.00	\$0.00	\$0.00	\$0.00	\$570,720.00



Ejercicio del Presupuesto	Egresos Aprobado	Ampliaciones / (Reducciones)	Egresos Modificado	Egresos Comprometido	Egresos Devengado	Egresos Ejercido	Pagado	Subejercicio
5151 Equipo de cómputo y de tecnología de la informaci	\$0.00	\$570,720.00	\$570,720.00	\$0.00	\$0.00	\$0.00	\$0.00	\$570,720.00
<b>Total</b>	<b>\$19,609,826.06</b>	<b>\$5,123,272.94</b>	<b>\$24,733,099.00</b>	<b>\$18,429,015.76</b>	<b>\$18,421,115.68</b>	<b>\$18,421,115.68</b>	<b>\$18,079,776.91</b>	<b>\$6,311,983.32</b>

Bajo protesta de decir verdad declaramos que los Estados Financieros y sus Notas son razonablemente correctos y responsabilidad del emisor

\_\_\_\_\_  
MIA. ELISEO RAMIREZ TORRES  
DIRECTOR GENERAL

\_\_\_\_\_  
MIA. JOSÉ GUADALUPE AGUILAR JIMÉNEZ  
DIRECTOR DE PLANEACIÓN, ADMINISTRACION Y FINANZAS

\_\_\_\_\_  
MI. GABRIELA CECILIA PORTES FLORES LARA  
SUBDIRECTORA DE PLANEACIÓN Y EVALUACIÓN

\_\_\_\_\_  
MFP. MIGUEL ANGEL GALINDO ESCOBAR  
SUBDIRECTOR DE ADMINISTRACIÓN Y FINANZAS

\_\_\_\_\_  
CP. ELVIA MARTHA LARIOS PONCE  
JEFA DEL DEPTO. DE REC. FINANCIEROS Y CONTABILIDAD



**INSTITUTO TECNOLÓGICO  
SUPERIOR DE TEPEACA**